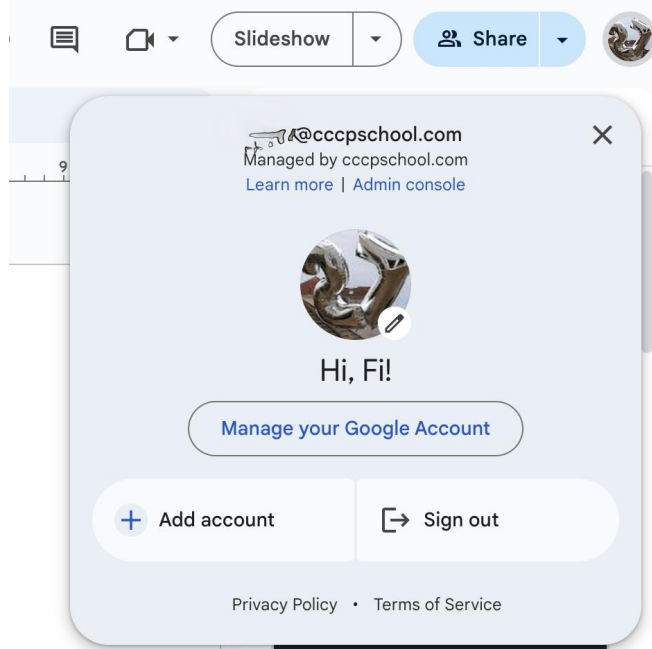


How To Login To Google Classroom From A Computer

If you already have an account signed into Google then you will have to add another account.



Click on the Add account button.

Now you can sign into your child's google account.

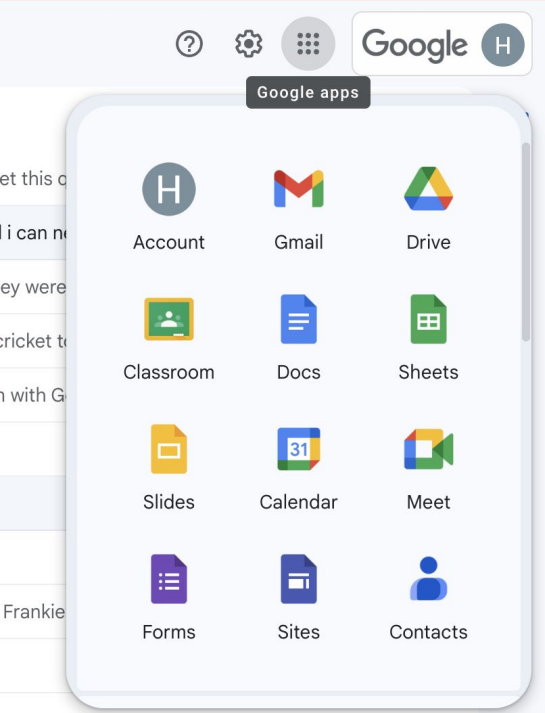
Username

firstname.surname@cccpschool.com


Password

xxxxxxxxxx

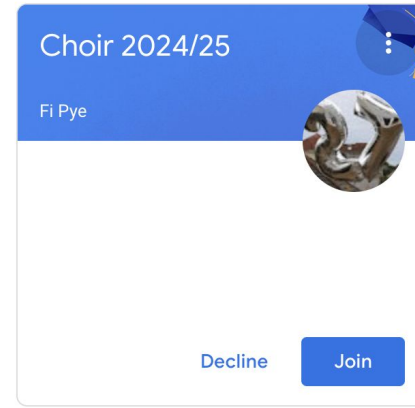
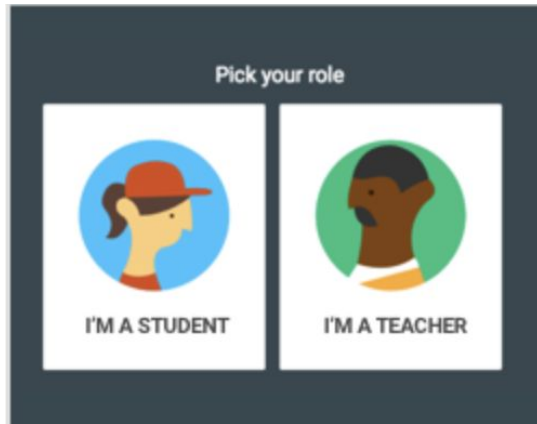
Once signed in go to the top right hand corner of the google screen.



In the top right hand corner of your computer screen, you will see nine dots. This will give you access to your child's accounts and google applications.



Click on the Google Classroom icon. A new window will appear linking to the Google Classroom(s) your child is a member of or has been invited to join.



If it is the first time accessing Google Classroom Application this school year, then you must confirm the account you are using is a Pupil's account, by clicking on **"I'M A STUDENT"**. Once this is complete, you will be able to click on the "Join" button and have access to the Classroom.

Each year has its own Classroom and only pupils in that year will be invited and have access to it. If you have more than one child, then to access their classroom, you will need to log in to their individual Google account.



Google



Fiona Pye

@gmail.com

Google Account



Fi Pye

@cccpschool.com



Add another account



Manage accounts

Privacy Policy • Terms of Service

Add a class to get started

To Add another account on your computer, click on the current account icon, just above the Google application waffle.


Click on the Add another account. Then Sign in

How To Login To Google Classroom From A Phone or Tablet

Download the Google Classroom app and also download the Google Docs, Slides, Gmail and Sheets.



Classroom



Docs



Slides



Sheets

Once you have signed in using your child's account you will be able to join any google classroom they have been invited to join. You must remember to check that you are using the correct Google account to access the classroom you wish to access.



Classroom



Slides



Docs

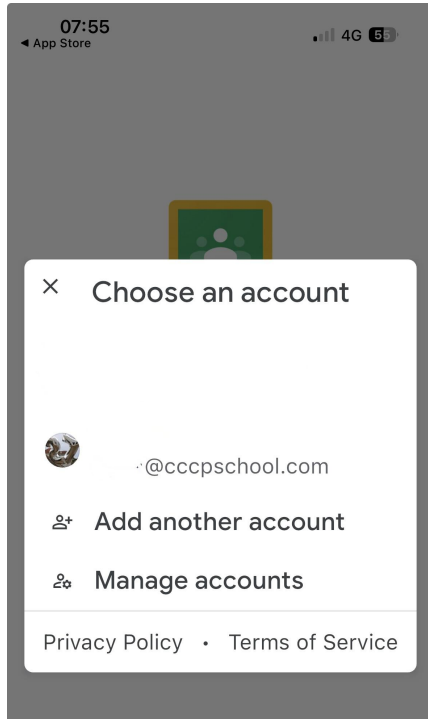


Sheets



Which account?
Check the icon!

If you are already using a Google account, then you must add your child's/children's account(s) to your phone/tablet.



Add another/additional account.

Please remember it might look different on your device.

You must be aware of which account is the **live account**, before sending emails or accessing documents. The children's accounts cannot send emails to the outside world.

If you cannot access your own personal documents/email on your device it is probably because you are still signed into your child's account.

Please do not change their passwords. They are created for security reasons and ease of use. If they are changed, they will be changed again.

Happy Google Classroom. It is an easy way for the teachers and students to share work and homework.

Please be aware that Google Classroom is not a way for Parents to contact Teachers.